

Read more by scanning the QR code below



or by going to:

model-boats.com/17575



Mersey Ferry EGREMONT

by MAXTON



14th May 2015

Mersey Ferry EGREMONT

Scratch built model of the Mersey Ferry Egremont. The Egremont She was sold to the Sailing Club at Salcombe in Devon, when she had come to the end of her service on the Mersey.

14th May 2015

Mersey Ferry EGREMONT




Various views of the completed model. Rails completed using 1.48 scale 4 rail split pin stanchions from Display Models (James Lane) Blyth Northumberland. 12 volt PB battery and a single speed controller on two motors.



14th May 2015

Mersey Ferry EGREMONT


Photo shows the Egremont in Service on the Mersey. Model lifeboats and davits ready to fit. The main companion way to the main deck. Various ventilators.



14th May 2015

Mersey Ferry Egremont


I have a mould for this type of Ferry Hull and Steve of Scale Hobbies in Skelmersdale cast me a fibreglass hull from the mould. The hull was placed over the deck and the deck cut oversize to allow for fitting of rubbing strakes. Wooden blocks were fitted inside the hull to secure the deck and superstructure to the hull. The whole deck and superstructure could then be removed in one piece.



14th May 2015

Mersey Ferry EGREMONT

Most of the fittings shown were hand made. The davits were rather unusual and of course had to be hand made.




model-boats.com

14th May 2015

Mersey Ferry Egremont

The rudders are made from brass and I always make my own prop shafts but as yet not the props. the stainless steel couplings were only £1.68 from Ebay and seem great. Superstructure of upper saloon and bridge from plasticard mainly.



model-boats.com