


Read more by scanning the QR code below



or by going to:

model-boats.com/18422



**1/12th scale Cygnus GM32
Fishing Boat "EXUBERENT
DH142"**



30th Jul 2015

1/12th scale Cygnus GM32 Fishing Boat "EXUBERENT DH142"

First of all, EXUBERENT is not a spelling mistake but a "difference" made by the owner of the actual vessel as there was another craft registered, named with the original spelling. This boat was lost at sea with it's Skipper back in 1982 off the south coast of England. I had originally intended to build a static model of this boat but due to it's demise it never got completed and now I wish to complete it as an RC model. it's scale overall length is 32" with an 11" beam. The model hull was produced by Cygnus Marine and apart from that everything else has to be built from scratch. I was wondering if anybody else who had built a similar craft could give me a few pointers as to the electrical layout, motor size, shaft size etc. I am a complete RC rookie and would appreciate any hard earned knowledge that you would care to share with me. Spencer. (AKA. Alan.)



13th Nov 2015

1/12 scale Cygnus Fishing Boat "EXUBERENT DH142"

This project is now up and running, I have fitted a Graupner 700 Turbo motor onto a 5" shaft. Photos to follow.



Model Boats Website!

14th Nov 2015

Exuberent DH142

Rudder box and post/tube installed ! Now to clad brass rudder in timber (faux steel !). Onward !



model-boats.com

Model Boats Website!

22nd Oct 2018

Dressed overall for launch party back in June 2018

Ready for her launch party !!!



model-boats.com

22nd Oct 2018

Sea Trials !!! June 2018

Finally launched !!!



4th Dec 2015

Antifoul lookalike paint

The RC model of the Cygnus 32 I am building needs to have sky blue coloured antifoul lookalike paint applied to the hull. Has anybody got any ideas where I can get this matt paint or how I can achieve the effect please !

Model Boats Website!

3rd May 2016

Exuberent GM32 DH142

Well! We're making progress. No the wheelhouse is not floating in mid air it's balancing on a transparent ruler ! Deck shelf in, motor and shaft in, mocked up ready to ascertain where deck beams are to go. Not bad considering I started her in 1982 !!!



model-boats.com

Model Boats Website!

7th Jun 2018

1/12th scale Cygnus GM32 Fishing Boat "EXUBERENT DH142"

But not without incident ! On getting her out of car I snagged the aerial 'Y' on top of 'A' Frame and that said goodbye to that and my dressed ship flags ? but apart from that all was good.




model-boats.com

Model Boats Website!

13th Mar 2018

Crab Pots in progress !

1/12th scale Crab pots built out of Champagne cork wires, plastic tubing, garlic netting, wire sheathing etc. Don't know what they will fish like !!!!?




model-boats.com

Model Boats Website!

25th May 2016

Exuberent GM32 DH142

Deck shelf and beams in !



model-boats.com

Model Boats Website!

10th Oct 2016

The story so far !!!

Electrics in, shaft and prop in, rudder in, battery hold in, ballast in. Now for wheelhouse, deck equipment and deck clutter ! Herewith a few photos of one of three crewmen modelling his new wet weather gear made from a Marigold Glove !!! Also the framework of an "inkwell" crab pot made from a champagne cork wire !!! it's amazing what you can utilise with a bit of imagination !!!



model-boats.com

Model Boats Website!

29th Oct 2017

Memorial

Paul John Goddard lost at sea in Exuberent DH142 March 23rd 1983.




model-boats.com

Model Boats Website!

26th Oct 2017

Mizzen/Steadying Sail

Mizzen/Steadying Sail in place but needs tweaking ! it will only be used for display purposes as it was only used when hauling pots to keep the boat into wind, not as an underway aid ! I dread to think what effect it would have on the model underway on our lake !!! ?




model-boats.com

Model Boats Website!

29th Oct 2016

Progress is being made !!!

Deck in, hatches in, bulwarks and deck undercoated !!! Wheelhouse repainted original. Onward !!!



model-boats.com

23rd Jan 2017

Navigation and Deck Lighting

Hi all ! Thing are moving slowly at the detailing stage. I wonder if anyone would be kind enough to tell me the best way to secure the LED bulbs for my Navigation Lights etc. There isn't much room for fittings and I have seen lights secured and sealed with a clear gel that goes off hard. Can someone tell me what this is called and where I can get some of same please, it looks like clear sealant but is much harder when cured.

14th Oct 2017

Pond Trials!!!

She Floats !!! And on her marks !!! Albeit a slight list to the Port side which is due to her open working starboard side and is a characteristic of the real deal. To say I am chuffed is an understatement after first starting the build 36 years ago !!!



22nd Sep 2017

Painted steelwork

Steel (Brass) all painted now in matt black will follow up with Satin Cote so not to have too glossy finish !



model-boats.com

27th Mar 2017

"The Crew"

Here are the "Crew" all members of Star Trek and their Oil Skins are made from Marigold Gloves! ("when they're finished!!!)




model-boats.com

Model Boats Website!

11th Apr 2017

Soldering practice ahead of making railings !

My first attempt at soldering didn't come out too bad me thinks !!! Just a dry run with scraps of brass rod.?



model-boats.com

Model Boats Website!

5th Sep 2017

"Steel" knitted up!!!

Steel work all knitted together ready for paint !!! Glad that is over !!!



model-boats.com

Model Boats Website!

19th Aug 2017

"Steelwork" fabricated !

'A' Frame fabricated and offered up for fixing to gunwales and for'ard rails and then a coat of paint !!! Shame to have to paint all that lovely brass !!!



model-boats.com

Model Boats Website!

20th Jun 2017

It's the detail that takes the time !!!

Things are moving on although a late summer launch looks on the cards as I missed the intended spring launch but I am as happy as a pig in !!!???



model-boats.com

Model Boats Website!

7th Aug 2017

The build so far !!!

Starboard side railings and shooting bar in place along with hydroslave pot hauler and for'ard Morse controls plus crew all kitted out , even with a mug of tea !!!
Onward !!!



Model Boats Website!

7th Aug 2017

Deck Clutter

Bait Table, Crab Box, Knives and Sharpening steel, pot frame, baskets and bait tray.

