

Read more by scanning the QR code below



or by going to:


model-boats.com/44658



Fairly Hunsman renovation part

1

by CB90




5th Aug 2018

Fairey Huntsman renovation part 1

I was lucky to be able to get myself a fibre glass hulled Fairey Huntsman 31 this is a model of the 31 ft Huntsman which converts to a scale of 1:11 which is a bit of a strange scale, the superstructure is in a poor state, so I am thinking it could now be changed to a 'Fairey Huntsman 28' which I think looks better. Huntsman 28 The model 34 in long is close to 1:10scale at 34.6in Some History Four Huntsman 28's took part and competed in the 1969 Daily Telegraph / B.P. Round Britain powerboat race. A Huntsman 28 'Fordspeed No 909' entered and completed the London - Monte Carlo race in 1972. Also the same boat set a new class speed record of 51.271 mph on Lake Windemere, in October 1973. The hull is a deep V with single chine and spray rails. The construction was of laminated mahogany, the hulls were cooked in an oven to cure the glue. The twin engines were placed mid ships. Dimensions LOA: 28' 10" (8.8m) LWL: ~24' 10" (~7.6m) Beam: 8' 9" (2.66m) Draught: 2' 6" (0.76m) Displacement: 8160lbs (3710kg)



HUNTSMAN FAIREY MARINE

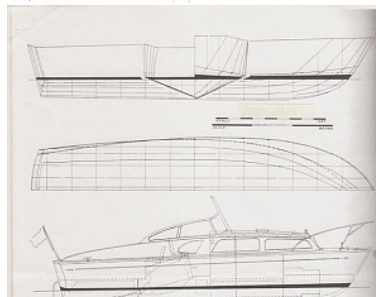


The "HUNTSMAN" is a scale model of the Fairey Marine 28' Racing cruiser with the hull design by Ray Hunt and which was so successful in the "DAILY EXPRESS" Offshore power boat races.



PLAYTIME 11 FAIREY HUNTSMAN 28



HULL NO 103 DESIGNED BY ALAN V. BATHARD AND BUILT BY FAIREY MARINE AT NANTRE POINT IN 1967



30th Jan 2019

Fairey Huntsman renovation part 6

NOW SOLD Hi, Have added two brushless motors prop shafts etc, twin rudders as per original boat and also a cabin roof. Did a test run (sorry no pics) but she was great, predictable and stable in rough conditions. I have started on the inner decking, this plugs in the hull, still a lot to do.



22nd Oct 2018

Fairey Hunsman renovation part 5


Started on Superstructure, as I had some free time, the cabin and sides will not be removeable and access to installation will be via the rear of cabin's floor area. lite ply profiles cut to an old Vic Smeed design.



26th Aug 2018

Fairey Hunsman renovation part 2

The boat was free but I gave a small donation to the club,(Darlington & District Model Boat Club). Started by removing all hardware, motor mounts, prop shaft, rudder, water-scoops and outlets. Next fill the holes I have made, remove some excess wood. roughly sand down hull. Foam bow area, and glue crack in deck. Find a lot of damage to the fibreglass hull, large chips out of the gel coat and associated stress fractures, and other spider web cracks. Drimmel all crack lines and open up chips and dents, then fill with a filler. an experimental mix of P38 and Araldite, hope it works. Start planning drive options I have a number of items that I have brought and not used that will be put in this boat, otherwise they may never find a home. last picture shows drive option to use up components.



26th Aug 2018

Fairey Hunsman renovation part 3

Thanks to ChrisF I am able to rebuild the boat with a different superstructure, but using the Huntsman 31 hull, he informed me of a Sport version of the 31 that had similar cabin as the 28. With some investigation. The New boat will now be '2017 Huntsman 31 Cockpit', this is a modern remake of the original design by a new setup. <https://www.faireymarine.com/new-boat-showrooms/huntsman/2017-huntsman-31-cockpit-6084414/> Fairey 2017 Huntsman 31 cockpit, 2 berth classic sports cruiser Length: 31'3" Beam: 9'6" Draft: 2'10" Displacement: 4.5 Tons



29th Aug 2018

Fairly Hunsman renovation part 1

Pictures Rubbing down hull, Close ups of hull repairs Drill holes in transom for the exhaust pipes (water cooling outlets). Added spray rail to side of hull. Have found that I am having bad reactions to the fumes from Gorilla Glue.

