

## Model Boats Website!

Read more by scanning the QR code below



or by going to:


**model-boats.com/82898**



## Model Boats Website!

Hmmm!

by figtree7nts



# *Model Boats Website!*

18th Oct 2020

Hmmm!

Hmmm!

# *Model Boats Website!*

18th Oct 2020

## Oh, my what is it?

I had purchased a nice classic boat! But, ended up having to send it back! Do to cracks all over it's parts! I'm talking about my "Christ Craft Sport Fisherman!" But, after sending this model back for a full refund! Which I got but had to put in a dispute! I also won the dispute! Anyway I saw another boat! But, I know the guys and gals of this fine website! Will be angry at my next acquisition! As it's an RTR 35" Fishing Trawler! Reason for the RTR I ain't got any room left to build! So, decided to cheat..... PS. Did I really leave out the picture! You, decide! Did I! Or was it left out purpose.....

18th Oct 2020

OK, you forced it out of me!

Hi Colin, It's this, should receive it with in a weeks time! <https://www.motionrc.com>

25th Nov 2020

## Repainted Figures!

Ok, I have repainted the hair on 2 of my figures! They now have simulated blond hair! I'm going to see if I can repaint! Some of the other figures hair as well!



model-boats.com

22nd Oct 2020

## "My-Jen" has arrived!

Today has been a good day for me! Although, I had computer problems! Seems my Monitor went on the frits! I ended up having to order a new one! Which I got today along with my Yacht! So, first I did was unpack my new monitor! And switch it from my server monitor! But, that's another story! Anyway, On to the fun part! Unpacking the yacht was a small task! As it comes packed so that it doesn't brake! First I had to cut around the the edge of the shipping box! Pull that off, It help to have another person help with this! Anyway, pull the shipping box apart! Then take a good look inside! Make sure everything is OK! Everything is held down by tape! Cut the tape then pull the radio box off! Put that to the side! The model is held in place by a strap! Cut, the strap pull it off! I then leaned the shipping box on it's side! Then gently pulled the foam supports out! Pulling the model out of the shipping box! I then removed all of the Support foam off the model! I then assembled the Boat Stand! This was very simple to do! Press and fit all the model boat stand parts together! May add a bead of cyano to it to hold it together! OK, I realize I didn't build it! But, have run out of space to build! "My-Jen" is my last boat to collect! No more space available! Oh, Reason I have named my new yacht "My-Jen" Is, I have named her after my wife! Who has put up with my hobby for years now! Jennifer loves the name I have picked! Oh, I finally have a fiberglass hull!!!!!! Cheers, Ed PS. She come with a 2.4 gig wheel controller! And a 2S 7.4 volt 25C Battery! I've gone ahead and ordered 2 more! Just in case I want to stay at the pond longer! Oh, Wait I don't even know If I can go to the pond! Rats, that Covid 19! Cheers, all!



model-boats.com

23rd Oct 2020

## Name Boards!

I had ordered some acrylic lettering! But, I want a thin boarder line. Going around her name! So, I used my label maker! To make her name boards! I think they look OK! What do you think? Cheers, Ed




model-boats.com



25th Nov 2020

## It's Party Time!

My yacht is now complete! I've been 3D printing various figures! And I've positioned them throw out my yacht! It did take some time to print them! As, it can take about 2 hours per figure! Then comes the painting! I didn't have a lot of different paints. So, I used what I had on hand! As, you will notice! I didn't have yellow! So, there are no blond people aboard my yacht! I may purchase some yellow. It's kind of weird a boat full of brunet's only! LOL! But, it's a diversified yacht! Take a close look around! Cheers, Ed PS. I'm hoping for a new camera for Christmas! I've got to tell Santa!



model-boats.com



# Model Boats Website!

6th Nov 2020

## The Tub Test, NIMH Battery!

Yesterday, I did the old Tub Test! I left My-Jen floating in the Tub for a few hours! Good thing! No leaks have been found! I also had ordered a 7.2 Volt 3000 MAH battery! I had also ordered 2 chargers! The chargers are from TENERGY! The Lipo battery I received with My-Jen! Is going to be discharged! As I don't want it! Oh, My-Jen is ballast correctly! And she floats right at her water line! I was a bit worried about her not being at her water line! But, worried for nothing as she's at the right height! I know my pictures come out blurry! Not sure why the lens is clean! Eventually I'll buy a camera! LOL! Cheers, Ed



model-boats.com

# Model Boats Website!

26th Oct 2020

## 3D Printed Figures, and a Dog named Spot!

My - Jen is 1:20th Scale! I had looked around for 1:20th scale figures! But, I could find any! So, I 3D printed some out! All, I have to do now is paint the figures! Oh, lets not forget Spot also was printed! For those of you who'd like to know! It takes about 2 hours per figure to print them out! Lots of fun.....




model-boats.com

26th Oct 2020

## Onboard with the Crew of the My-Jen!

Although I have 3D printed my Crew for the My-Jen! I know 3D printing isn't the same as purchasing them from a source! But, having 3D printing them! I've saved money but I do need to paint them! I have some acrylic paint. But, I need to order some Flesh tone paint! The rest of the colors I can mix and match! The My-Jen yacht may not have been a kit! But, at least the Crew is! Cheers, Ed Oh, the Crew is scaled to 1:20th as needed for the My-Jen!



26th Oct 2020

## On a serious note!

The My-Jen came with a Lipo battery! I have a question on handling it! As no instructions came with the battery! It did how ever come with it's own charger! And I'm concerned about the battery! I have heard stories about these batteries igniting! How true are these stories! And do do I really have to be careful with this battery? I don't want to go out for a walk. Only to come back to ashes! So, am I being over cautious! I don't have one of those fire bags! So, I currently have it in a crock pot! Which I believe may be able to handle a fire! LOL! Seriously should I worry ????? Very Worried, Ed